

# Cordova

Our most popular large model, the *Cordova* conveys relaxed California living

## Cordova Details

**Material:** Glass-Fiber reinforced Concrete (GFRC), lightweight and durable in all climates

**Shipping:** Nationwide. See "Shipping, Handling & Taxes Information" page for details

**# of Parts:** 11 total - 3 hearth pieces (standard hearths), 3 body, 1 chimney, 4 firebox panels

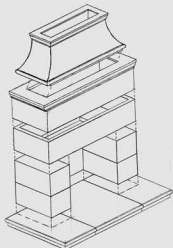
**Weight:** approximately 1,700 lbs

## Cordova Upgrades

**Double-Sided:** Firebox is see-through (SE-9029)  
Fireplace is identical on both sides

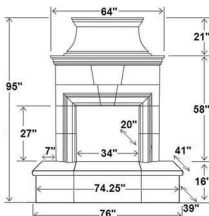
**Ventless:** See " Ventless Cordova " for details (SE-9026)  
Allows for placement under patio covers and other combustible material  
Includes ventless box, ventless gas logs & sliding mesh screen

**Wall Extensions:** See " Grand Cordova " for details (SE-9882)

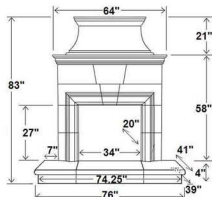


Simply stacks and bolts together on any concrete pad or backyard area

### Two Standard Hearths Available for Cordova

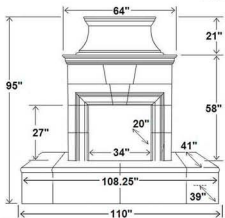


**SE-9022/H20 (pictured)**  
w/ 16" Bullnose Hearth  
(Most Popular)  
Footprint: 74.25" x 39"

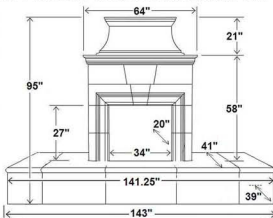


**SE-9022/H22**  
w/ 4" Bullnose Hearth  
(Ideal for Low Profile)  
Footprint: 74.25" x 39"

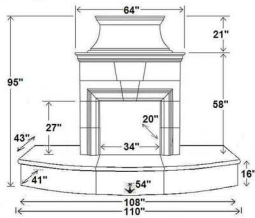
### Three Premium Hearths Available for Cordova



**SE-9022/H35**  
w/ 110" Extended Bullnose Hearth  
Footprint: 108.25" x 39"



**SE-9022/H36**  
w/ 144" Extended Bullnose Hearth  
Footprint: 142" x 39"



**SE-9022/H37**  
w/ 110" Radiused Bullnose Hearth  
Footprint: 108" x 41.54"